



## Appleby Engineering Limited

For all Emergency Standby & Prime Diesel Power Generation Requirements

**888 kVA / 710.4 kW  
POWERED by CUMMINS**

**APD888C**



### DIESEL GENERATOR 400/230 V – 50 HZ

MODEL			APD888C
Power Pf. 0.8	Standby	kVA	888
		kW	710.4
	Prime	kVA	800
		kW	640

**Standby** : Continuous running at variable load for duration of an emergency. No overload is permitted on these ratings. In accordance with ISO 3046.

**Prime** : Continuous running at variable load for unlimited periods with 10% overload available for 1 hour in any 12 hour period. In accordance with ISO 8528, ISO 3046.

- ✓ High quality, reliable and complete power unit
- ✓ Compact design
- ✓ Easy start and maintenance possibility
- ✓ Every generating set is subject to a comprehensive test program which includes full load testing, checking and provision of all control and safety shut down functions testing
- ✓ Fully engineered with a wide range of options and accessories: Canopy, sound proof canopy and on-road trailer



Manufacturer reserves the right to make changes in model, technical specifications, color, equipment and accessories without prior notice.



## ENGINE

CUMMINS			
Model		KTA38G2B	
Engine Power Output at rated rpm	kWm	789	
	HP	1057	
Aspiration and Cooling		Turbocharged&Aftercooled	
Total Displacement	Litre	38	
No. of Cylinders and Build		12 V	
Engine Speed	rpm	1500	
Bore and Stroke	mmxmm	159x159	
Compression Ratio		14.5:1	
Governor		Electronic	
Fuel Consumption at full load	L/hr	125	
Fuel Tank Capacity	Litre	900	
Oil Capacity	Litre	135.1	
Coolant Capacity	Litre	199.5	
Radiator Cooling Air	m <sup>3</sup> /min	1500	
Air Intake – Engine	m <sup>3</sup> /min	62.46	
Exhaust Gas Flow	m <sup>3</sup> /min	176.16	

- ✓ Heavy duty Cummins diesel engine
- ✓ Four stroke, water cooled, turbocharged & aftercooled
- ✓ Direct injection fuel system
- ✓ Electronic Governor system
- ✓ 12/24 V D.C. starter and charge alternator
- ✓ Replaceable fuel filter, oil filter and dry element air filter
- ✓ Cooling radiator and fan
- ✓ Starter battery (with lead acid) including Rack and Cables
- ✓ Flexible fuel connection hoses and manual oil sump drain valve
- ✓ Industrial capacity exhaust silencer and steel bellows
- ✓ Jacket water heater(at automatic models)
- ✓ Operation manuals and circuit diagram documents

## ALTERNATOR

Design	Brushless single bearing, revolving field
Stator	2/3 pitch
Rotor	Single bearing, flexible disc
Insulation System	Class H
Standard Temperature Rise	125 - 163°C Continuous
Exciter Type	Self Excited
Phase Rotation	A (U), B (V), C (W)
Alternator Cooling	Direct drive centrifugal blower fan
AC Waveform Total Harmonic Distortion	No load < 1.5%. Non distorting balanced inear load < 5%
Telephone Influence Factor (TIF)	<50 per NEMA MG1-22.43
Telephone Harmonic Factor (THF)	<2%

- ✓ Brushless, single bearing system, flexible disc, 4 poles
- ✓ Impregnation with tropicalised epoxy varnish
- ✓ Insulation class H
- ✓ Solid state Automatic Voltage Regulator
- ✓ Standard degree of protection IP21 (\*IP22/IP23 is availab.)
- ✓ Stator winding with 2/3 pitch for improved harmonics
- ✓ Self-exciting and self-regulating

## CONTROL SYSTEM

Control supervision and protection panel is mounted on the genset base frame.  
The control panel is equipped as follows:

### 1. Auto Mains Failure Control Panel

Panel equipments:

- ✓ Control with AMF module
- ✓ Static battery charger
- ✓ Emergency stop push button

#### a) Generating set control module DSE 7320 features:

- ✓ The module is used to monitor a mains supply and starts and stops a standby generating set
  - ✓ Micro-processor based design
  - ✓ Automatic control of mains and generator contactors
  - ✓ Monitors engine performance and AC power output
  - ✓ LED alarm indication
  - ✓ Front panel configuration of timers and alarm trip points
  - ✓ Easy push button control
- STOP/RESET - MANUAL - TEST - AUTO - MUTE ALARM - START

#### b) Metering via LED display:

- ✓ Generator Volts (L-L / L-N)
- ✓ Engine oil pressure (PSI-Bar)
- ✓ Generator Ampere (L1,L2,L3)
- ✓ Engine temperature (°C&°F)
- ✓ Generator Frequency (Hz)
- ✓ Plant battery volts
- ✓ Engine hours run
- ✓ Mains Volts (Ph-Ph/Ph-N)
- ✓ Generator kVA, kWh
- ✓ Generator kW as % of rated kW setting
- ✓ Generator Cos ( $\sigma$ )



DSE 7320

#### c) Alarms:

- ✓ Over and Under Speed
- ✓ Low and High Battery Volt.
- ✓ Start and Stop Failure
- ✓ Charge fail
- ✓ Over Current
- ✓ Under / Over Generator Voltage
- ✓ Low Oil Pressure
- ✓ Emergency stop
- ✓ High engine temperature
- ✓ kW overload
- ✓ Unbalanced load
- ✓ Independent earth fault trip

#### d) LED Indications

Four configurable LED's like:

- ✓ Mains available
- ✓ Generator available
- ✓ Mains on load
- ✓ Generator on load

### 2. Power Outlet Terminal Board Mounted on the Genset Base frame

## OPTIONS

#### Diesel Engine

- ✓ Oil heater

#### Alternator

- ✓ 3/4 Pole Output Circuit Breaker
- ✓ Anti-condensation Heater

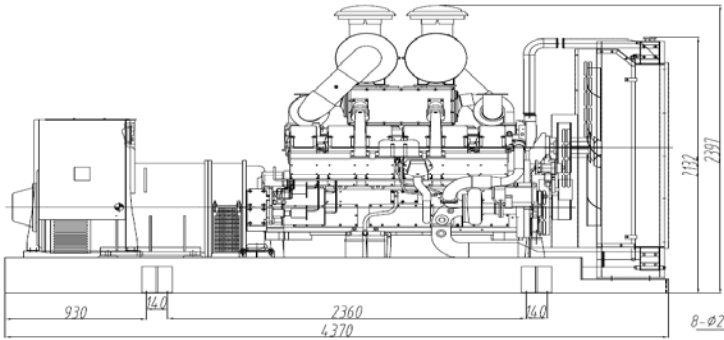
#### Panel

- ✓ Charge ammeter
- ✓ Transfer Switch 3 Pole
- ✓ Transfer Switch 4 Pole
- ✓ Earth Fault, single set

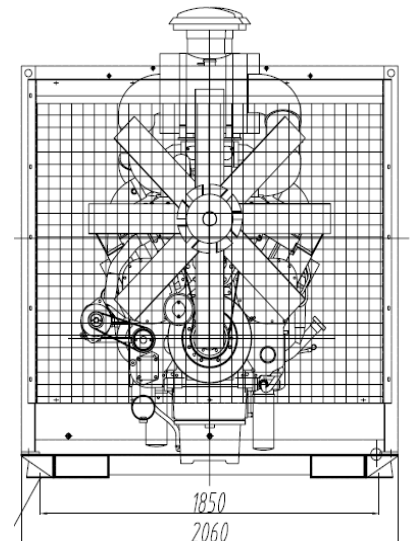
#### Accessories

- ✓ Bulk fuel tank
- ✓ Automatic filling system
- ✓ Fuel-water separator filter
- ✓ Low fuel level alarm
- ✓ Residential silencer
- ✓ Enclosure or sound proof canopy
- ✓ Trailer
- ✓ Manual oil drain pump
- ✓ Tool kit for maintenance

## CHASSIS



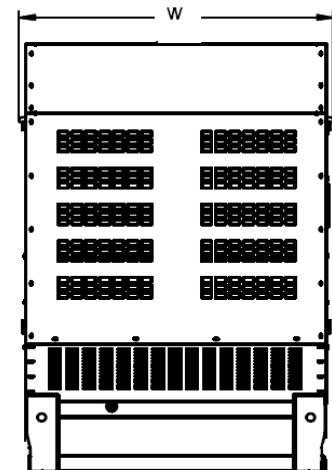
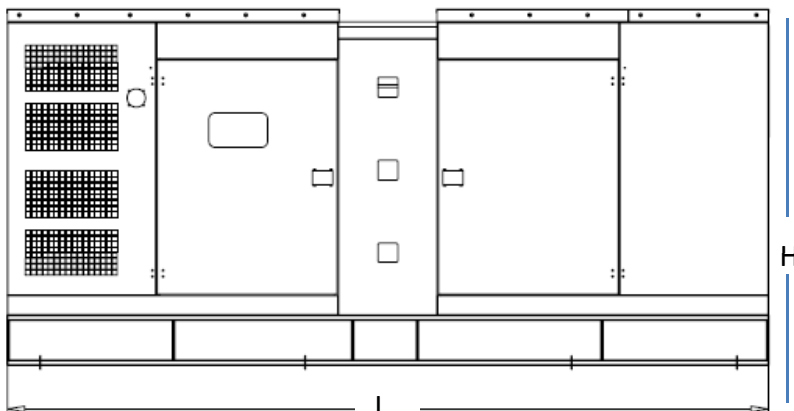
- ✓ The complete gen-set is mounted as whole on a heavy-duty fabricated, steel base frame
- ✓ Anti-vibration pads are fixed between the engine/ alternator feet and the base frame
- ✓ Base frame design incorporates an integral fuel tank (Up to 750 kVA)
- ✓ The generating set can be lifted or carefully pushed / pulled by the base frame
- ✓ Dial type fuel gauge and drain plug on the fuel tank
- ✓ Forklift pockets within base frame (up to 500kVA)



## DIMENSIONS

OPEN TYPE		
DIMENSIONS (LxWxH)	mm	4370x2060x2397
DRY WEIGHT	kg	7790
SOUND ATTENUATED TYPE		
CANOPY DIMENSIONS (LxWxH)	mm	5800x2260x2550
CANOPY DRY WEIGHT	kg	12550
CONTAINER DIMENSIONS (LxWxH)	mm	6058x2438x3264
CONTAINER DRY WEIGHT	kg	12750

## CANOPY



- ✓ All canopy parts are designed with modular principles
- ✓ Without welding assembly
- ✓ Doors on each side
- ✓ All metal canopy parts are painted by electrostatic polyester powder paint
- ✓ Exhaust silencer is protected against environment influences
- ✓ Thermally insulated engine exhaust system
- ✓ Emergency stop push button is installed outside of the canopy
- ✓ Easy lifting and moving
- ✓ Easy maintenance and operation

## Appleby Engineering Limited

PO Box 71 011, Rosebank, Auckland  
 ☎ 09 820 2261. ☎ 09 820 2455  
 Unit D, 193 Waterloo Road, Christchurch  
 ☎ 03 349 2030. ☎ 03 349 2026  
 E-mail: [sales@genset.co.nz](mailto:sales@genset.co.nz)  
[www.genset.co.nz](http://www.genset.co.nz)

